

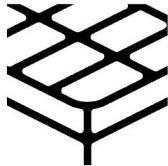


Mattress Size Guide



1. Identify Your Frame Type

(Divan, Slat, Ottoman, etc.). Frame design dictates usable space.



2. Measure Internal Frame Width & Length

Measure your existing mattress or inside the frame.
Measure twice in cm.

Step 3: Match to Standard UK Sizes

Size	Width x Length/cm
Single	90 x 190
Small Double	120 x 190
Double	135 x 190
King	150 x 200
Super King	180 x 200

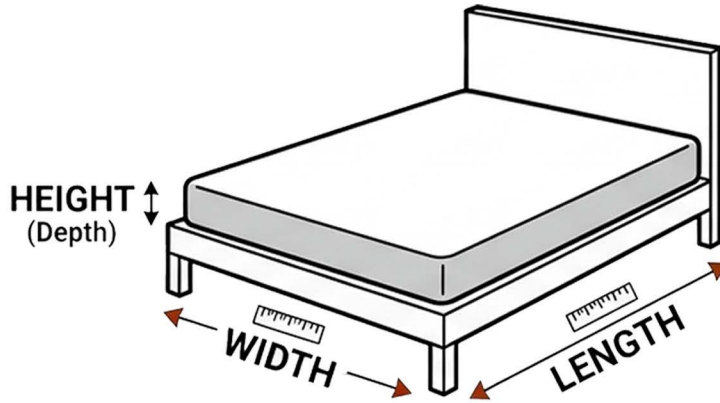
IKEA/European Alert: If your measurements don't match the table above exactly, you likely have a European size. Do not force a UK fit.

Pre-Order Checklist:

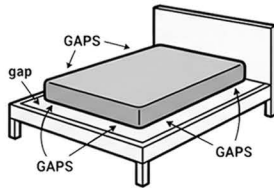
- Measured the inside of the frame?
- Checked for staircase/doorway clearance?
- Verified depth vs. headboard height?



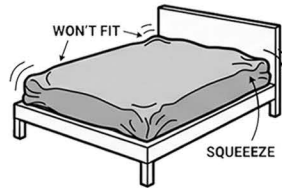
How to Get the Perfect Fit



TOO SMALL



TOO BIG



PERFECT FIT

